

TECHNICAL DATA SHEET

NuCote™ UVC UV stable coating

PRODUCT DESCRIPTION

NuCote UVC is a twin pack, UV stable polyurethane coating system that offers a high gloss or matt finish. The coating is flexible and has good resistance to various chemicals. It has excellent bond strength onto concrete and various other surfaces. It is used as a coating to seal various cementitious materials. This coating is versatile and easy to use.

ADVANTAGES

- Aliphatic (UV stable coating).
- High solids content.
- Durable.
- Gloss and matt finishes.
- Flexible.
- Excellent bonding onto various surfaces.
- Rapid drying.
- Good abrasion and impact resistance.
- Easy to apply.

APPLICATION AREAS

- Suitable for interior and exterior use.
- Used as a concrete sealer.
- Applied as demarcation lines.
- Can be applied onto horizontal and vertical surfaces.
- Hardy thin film coating for garages and trafficked areas that are not too harsh.
- Good chemical resistance.

TECHNICAL DATA

COMPONENT DESCRIPTION	NuCote UVC Part A				NuCote UVC Part B
	Clear		Pigmented		
	Gloss	Matt	Gloss	Matt	
Viscosity cps @ 25 °C	100 - 150	110 - 300	1 000 – 2 500	2 000 – 3 500	< 200
Density gm/cc @ 25 °C	0.97		1.25		1.02
Non-Volatile Content %	40 %	37 %	69 %		52.5 %
Mixed Volume Solids %	33 %	33 %	51 %		
MIX RATIO & COVERAGE	NuCote UVC Part A				NuCote UVC Part B
Ratio Parts by Volume	4				1
Pot Life @ 25 °C	2 hours				
Coverage (m ²)	8-10 m ² per litre (at 80 μ m WFT)				
Minimum WFT	200 μ m				
DRYING TIMES AFTER APPLICATION					
Touch Dry	< 3 Hours				
Recoat Time	4 - 24 Hours				
Hard Dry	24 Hours				
Full Cure	7 Days				

©Copyright 2023 in respect of this material is reserved in favor of RIGIFoam (Pty) (NuCote) Ltd and the reproduction or editing thereof is strictly prohibited.

PACKAGING

NuCote UVC is supplied as a 2 component 5 Litre kit.

STORAGE AND STABILITY

NuCote UVC Part A and **Part B** have a shelf life of 6 months from date of delivery when stored in the original containers in a cool, dry place. Failure to do so will result in a reduction of shelf life.

SURFACE PREPARATION.

Mechanical preparation of the substrate is important before applying **NuCote UVC**. The substrate should be structurally sound and free of oil, dust and debris, grease, paint, corrosion deposits, laitance, or other surface deposits. The surface should be prepared by means of a light sand or grind. Any cracks or bug holes should be filled **NuCote Epoxy Paste**. Consult **NuCote** Technical sales staff for advice on substrate survey and preparation.

SUBSTRATE REQUIREMENTS.

Ensure the concrete substrate has a minimum of 25 MPa in compressive strength, 1.5 MPa in tensile strength and less than 5 % moisture content. Before carrying out any work, the concrete substrate should be tested to determine the moisture vapour emission rate (MVER) according to test method ASTM F1869 or internal relative humidity (IRH) according to test method ASTM F2170 or use any approved and reliable substrate moisture testing equipment. For concrete slabs with an MVER of less than 5 lbs/1 000 ft²/24 hrs, use **NuCote GP Primer** one coat at 200 µm wet film thickness for resinous floors or **NuCote NuCem Primer** for cementitious systems. If the MVER is over 5 lbs/1 000 ft²/24 hrs use **NuCote MT Primer** one coat at 200 µm followed by another coat of **NuCote GP Primer** with scatter aggregates (whenever scatter aggregates are specified).

POT LIFE AND CURING

NuCote UVC has a 2 hour pot life at an ambient temperature of 25°C. The product can be applied at temperatures between 15 and 25°C. Should the temperature increase, an accelerated reaction can be expected.

MIXING

- Premix base (Part A) to disperse any settlement and to ensure homogeneity.
- Add all of Part B to part A and mix using a slow speed drill (350 – 500 rpm) with a mixing paddle for 2 - 3 minute until both components have fully dispersed and a homogenous, uniform colour is achieved.
- Ensure to rotate the mixer inside the container. Only mix full packs.

APPLICATION

Apply **NuCote UVC** to achieve a minimum of 200 µm film thickness using a roller. Two to three coats are required, the second coat should be applied within 4 to 24 hours after application of the first coat.

CLEANING

Clean hands and skin immediately after use with industrial hand cleaner. Clean tools and equipment immediately after use with **NuCote Cleaner X**.











LIMITATIONS

- Working temperatures between 15 and 25°C.

MAINTENANCE

Constant and regular cleaning is vital to any resin flooring system. Use of any solvent free detergents is advised to keep the floors in good condition.

COLOURS

	Traffic Grey	RAL 7042
	Silver Grey	RAL 7001
	Platinum Grey	RAL 7036
	Pebble Grey	RAL 7032
	Light Grey	RAL 7038
	Signal White	RAL 9003
	Grey White	RAL 9002
	Oyster White	RAL 1013
	Traffic Black	RAL 9017
	Emerald Green	RAL 6001
	Pure Red	RAL 3028
	Signal Yellow	RAL 1003

WATCH POINTS

Humidity, moisture and curing of the primers are essential to these systems. The colours are UV stable, however they may slightly discolour over time. Storage is also vital to ensure the materials remain in a workable condition.

DISCLAIMER

Colours will always vary according to the printed version on our literature. These products are sold according to our standard terms and conditions of sale which is available on request and may not be overridden by any other legal documentation. Whilst the information contained herein is true, accurate and represents our best knowledge, the user must contact **NuCote** immediately should any complications occur. Site conditions, labour and application issues are out of our control and the contractor holds this liability. Figures for consumption are estimates and theoretical and do not allow for wastage, surface profiles that are not up to standard, porosity, variations in levels etc.

EQUIPMENT REQUIREMENTS

5 l buckets, spike shoes, paint rollers, paint brushes.

HEALTH AND SAFETY INFORMATION

NuCote UVC Part A contains flammable solvents and should be stored in a cool, well-ventilated area.

NuCote UVC Part B is a diisocyanate and will react with moisture generating carbon dioxide. The containers should be stored with seals intact and opened containers used first. The reaction with moisture/water can lead to dangerous build-up of pressure in the drums. Therefore partially used containers must be tightly resealed after use, preferably after a dry nitrogen gas purge to prevent ingress of moisture. Empty drums should not be closed and for safety reasons a hole should be made in the container. The empty drums must be decontaminated with decontamination solution (See Material Safety Data Sheet).

NuCote UVC Part B contains solvents and should be stored in a cool environment. The atmospheric mist generated during spraying is toxic and can cause damage to eyes and respiratory system. Wear suitable protective equipment and use only in well-ventilated areas.

Please read the Material safety datasheet as supplied by us for this product to ensure compliance with the OHS Act No. 85 of 1993. The finished system is not hazardous to health or environment.

In case of contact with the eyes, rinse immediately with plenty of water and seek medical advice. If inhaled move to fresh air. Consult a physician after significant exposure. If swallowed, clean mouth with water and drink afterwards plenty of water. Do not induce vomiting without medical advice. In case of skin contact, take off contaminated clothing and shoes immediately. Wash off with soap and plenty of water. Consult a physician when in contact with existing open wounds.

For information and advice on the safe handling, storage and disposal of chemical products, users shall refer to the most recent Material Safety Data Sheet containing physical, ecological, toxicological, and other safety-related data.

The Material Safety Data applicable to the handling of urethane raw materials should be read, understood, and rigidly adhered to. These are available on request from **NuCote**.

AUTHORISED TECHNICAL PERSONNEL

Please note that only **NuCote** Authorised Technical Personnel are permitted to change any information in this datasheet or provide recommendations concerning the use of this product. Visit www.nucote.co.za for a current datasheet and materials safety datasheet.

DATASHEET VALIDITY

NuCote makes modifications to its datasheets from time to time when needs arise. Please check the current datasheet on www.nucote.co.za to ensure you use the latest version.

WARRANTIES

NuCote supplies products that comply with the properties as shown on the current product datasheets. **NuCote UVC** is guaranteed to be free of any manufacturing defects. In the event that products supplied are proved not to comply with these properties, then **NuCote** will replace the non-complaint product or refund the purchase price. Any suspected defects must be reported to **NuCote** in writing within five working days of being detected.

NuCote does not warrant or guarantee the installation of the products as it does not have control of the installation or end use of the products. If **NuCote UVC** is applied in accordance with the appropriate method statement issued for the specific project, by an approved applicator, and the substrate complies with the minimum requirements, then the system is to last for the life of the sealer or topcoat applied over it.

We discourage placing **NuCote UVC** on a substandard substrate in terms of compressive and tensile adhesion strength, or badly prepared substrate.

NuCote makes no warranty as to merchantability or fitness for a particular purpose and this warranty is in lieu of all other representations, warranties, agreements, promises or commitment expressed or implied. **NuCote** shall not be liable for damages of any kind with respect to purchases or use of **NuCote UVC**, including remote or consequential damages, down time, delay, and application failures.

www.nucote.co.za
011 421 0313



 **NuCote**TM
FLOORING PERFECTION

DISAVOWAL: The customer acknowledges and understands that after delivery, the goods will have left the control of Rigifoam (Pty) Ltd, and that the customer will be responsible for the unpacking of and connection/installation of the goods. The customer acknowledges that it is his/her further responsibility to ensure that a fully qualified and competent person is used to install the goods to ensure their effective operation. Failure by the customer to ensure the installation of the goods, according to the written instructions of the manufacturer and/or supplier, by a fully qualified and competent person, may result in the failure of the goods, injury, loss or damages to the customer. Accordingly, and in this event, Rigifoam (Pty) Ltd accepts no responsibility for any loss or damages that might arise by reason of death or personal injury to any person engaged in the installation or use of the goods thereafter, subject to the provisions of the Consumer Protection Act 68 of 2008.

In accordance with ISO 9001:2015 and the Occupational Health and Safety Act (Act 85 of 1993), herewith Product and Safety Data Sheet.

We hereby confirm that we have received a Product and Safety Data Sheet for **NuCote™ UVC** system and are returning the obsolete copies.

COMPANY NAME:

SIGNATURE:

NAME:

DATE:

CAUTION

The information contained in this bulletin is to the best of our knowledge true and accurate but any recommendations or suggestions, which may be made, are without guarantee since the conditions of use are beyond our control. Furthermore, nothing contained herein shall be construed as a recommendation to use any product in conflict with existing patents covering any material or its use.